

مآل العقوبات على إيران

ومواقف الدول المؤثرة والمحيطة

مركز الجزيرة للدراسات

- سلسلة التقارير العميقة 2-

- مايو / أيار 2010 -



Al Jazeera Centre For Studies

PO BOX 23123 – Doha, Qatar

Tel: +974 4930181

Fax: +974 4831346

Email : jcforstudies@aljazeera.net

ص. ب. 23123 – الدوحة، قطر

هاتف: +974 4930181

فاكس: +974 4831346

بريد إلكتروني: jcforstudies@aljazeera.net

المساهمون في التقرير

علي باكير

نورهان الشيخ

عزت شحرور

محمد نور الدين

عبد الجليل المرهون

نبيل شبيب

إشراف قسم البحوث والدراسات

تحرير: شفيق شفير

فهرس

5

7

19

26

35

45


54

61

1979

()

*



:

2009

1979

: _____ -

1996 (ILSA)
(ISA)

2006

20

: _____ -

:

2006

/

:1737

•

2007

/

:1747

•

28

()

*

2008 /

:1803



() ()
13 12

2009



2009 /

"

"

"

"

"

2009 /

20



":

2009 /

4



":

.(NPT)

."

"

2009

(1+5)

"

.2009 /

"

"

"

"

2009 / 21

" "

.2009 /

" "

:

2009 / 13
1979

•

2009 / 18

•

2009 / 9

•

: 2010

2010 / 31

-

-

1996

2009 / 31

(1+5)

.2010 /

2010 / 9 %20

" "

"

:

"

" :

4

"

"

•

"

" "

" "

" "

"

"

"

"

•

(GAO)

2007

:

-

.

-

.

-

.

:

:

:

:

•

.
 .
 : ●
 50
 8.5
 %30) %40
 .2009
 %40
 .
 () : ●
 %13
 .
 - : ●
 - 2007 51 2005
 " " 14- 1000
 " " " "
 (ISA) .2007
 74 " "
 .
 : ●
 .
 :

 :

 :

:

_____ -

15

9

"

2010/2/9

"

" "

/

_____ -

: -1

%20

:

:

:

•

" "

" "

•

•

•

-

-

:

2010 / 8

(The Iran Sanctions Enhancement Act)

2010 / 6 "

" 1996 (ISA)

107

15

(GAO)

45

:

-2

" "

2010 / 23

13

:

:

: ●

: .

-

-

-

-

: ●

:



-

●

●

●

2010 /

" "

●

●

•

-

•

•

•

•

" "

2010 / 26

•

•

" 204 %34 " 204 " 174 "

:

"

:

-1

-2

-3

"

-4



"

"

"

"

2008 / 24

:

2009 / -

:

-

()

:

-

%80

:

-

:

:

%11.4

2009

12

: -

" "

" :

"

"

"

-

-

"

"

"

"

"

"

.2012

2010

%15

%25

"

"

"

"

*



:

⋮
—

⋮
—

" 2002 / 24

"

_____ *

"
"

: 1992

-1

/

1998

.1996

1000

(
1995
-2
)

700

()

/ 7

2008

/

2007

/

16

:

:

:

10

,2021
16

20

1000

2010 /

10

2.4

2009

5
2001

2004

"

"

" :

"

:

:

(4)

- -

Any time ..Any)

1979

(where

2004 /
" "
" "
Siemens
1976 %93
8-6 %90
1978 10
" "
2007 /
.2003
1986 -
-1974
%90
- -

1964
1968 (NPT)

1747 / 1737 : 2006
2008 / 1803 2007 /

41

2010 / 11 -

%20

-

" / 8

"

-

-

"

"

.

:

:

2010 / 25

"

"

"

...

"

"

.

...

"

)

/

8

-

-

(

" " " "


- -
/ 9

%90

%20

•

*



1949

"

"

"

..

"

"

"

.

"

"

:

"

"

.

.

-

-

*

(..)

/ ()

) 1 + 5

.(

/

/

/

"

"

"

:

"

"

"

:

:

-

-

(NPT)

(

)

- -

/

:

/

%13 36
) 250 ()
 %12 () 2009 / ()
) .
 .(

()

.2006 /

1737)

(2008 / 1803 2007 / 1747 2006 /

"

"

-

.

.

.

.

% 40

200

150

%50

%100

2010

.%12

/

20

2800

-

.2006

-

15

12

770

-

" :

/

"

"

"

'

:

)

(

"

"

:

*

	.	-
	.	-
	.	-
	.	-

" "

: 2002

1979 -1

) 1995

(: 1993

" 1996 / 23

"

- 20

-

- -2

" "

(2002) (2003)

() 2005/2004

() - ()

2007/3 2006/12) -3

(2008/3

(/ 28)

_____ *

53

)

(2008/9)

(/

-4

2007

(

)

-5

(

)

:

:

-

:

-

:

-

-1

-

%40

35

%36

()

3880

.(

)

.2007

(2003 /)

-

-

.

-2

-

-

" "

()

.

%3

12

67

87

(

)

. 22

" "

.

-3

-

-

.

2009

)

(

)

(

."

"

40

2009 / 21

" " " " " " " "

:

:

-1

-2

-3

-4

-5

.1982 1974

: 2008 / 2008 /

- 2008

" - "

8-6

-

2000-1000

15-10

"

-

-

"

:

-1

" "

-2

(%20

)

" "

-

-

-

-

-3

-4

-

-

"

"

2007 :

2004

2009

2009

∴

"

"

-1

2007

2007/2006

.

∴

(2007

/ 11)

∴

∴

"

"

-2

∴

"

-

-

∴

∴

.

-

∴

-

"

-

-

2004 /

∴

2009

" "

-3

(

)

(2010 /)

/

13

2010

-4

-

"

"

:

-

"

"

-5

-

-

:

-1

-2

-3

-4

"

"

:

-1

-2

-

-

-3

-4

"

"

"

"

-5

-

-6

-

:

-1

:

()

()

-2

:

*



/ 17

1638

-

-

"

"

)

.1985

()

(

1980

1997 1996

-

-

2002

*

-1

-2

-3

-4

-5

2002

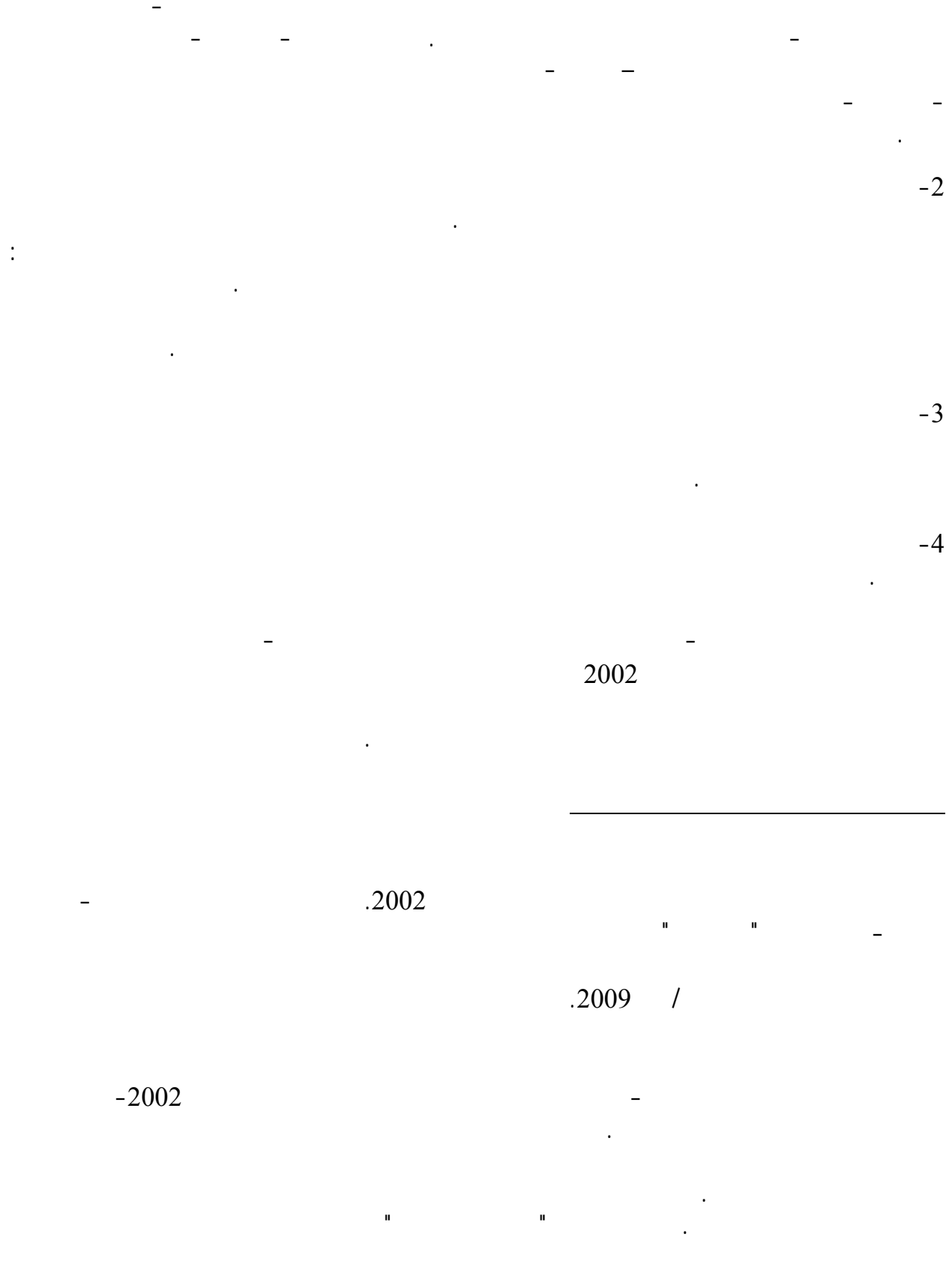
-6

-1

12

46

2010 -



-2

-3

-4

2002

.2002

.2009 /


-2002



-1
-2
-3

1998

1639



% 30

2009 /

35

%50

:

%20

333

65

.2008

:

" "

" "

.2002

" "

:

-1

" "

- -

-2

2009

-1

-2

-3

-4

-5

-6

-7

*

	.	-
	.	-
	.	-
	.	-

:

:

.

- -

*

()

()

1979

:

/

2007

2005

2006

2006 /
2007 /

"

"

" "

.. " :

2010

/ 17

"

2010 / 15

23.1 2009 41 32.2)

2008 /

-1
-2
-3
2009 ()
() 16

500

()

-4

-5

-6

-1

-2

740 : 2005 2440 50

2009 135 .2010 .2003

-	-	-	-
	1458		5440
	909	936	992
	-	-	-3
()		

2006 / 17 (1718)

()

:

-1

-

.

-

-2

-

-

"

"

"

"

"

"

-3

-

-

.

-4

-

-

"

"

-5

-6

-7

-8

-9

-10

-11

- -